

# MACH

FLOOR CLEANING MACHINES

made in Italy



SCRUBBER-DRYER LINE

# M650/750/830



MECHANICAL DOSEMATIC

HIGH PERFORMANCE RIDE-ON,  
MANAGEABLE LIKE A WALK-BEHIND

PROFESSIONAL RIDE-ON SCRUBBER-DRYERS

# M650/750/830

## PROFESSIONAL RIDE-ON SCRUBBER-DRYERS

The M650, M750 and M830 MACH ride-on scrubber dryers have been designed following the M – mechanical philosophy. These machines keep electronics to a minimum and are designed to be extremely easy to use and maintain.

They have a compact design and respective cleaning paths of 65 cm, 76 cm and 83 cm. With a forward speed of 6 km/h they guarantee an hourly productivity rate of up to 5.000 m<sup>2</sup>/h.


Agile, quick, and productive, the M650, M750 and M830 are a modern alternative to bulky walk-behind scrubber-dryers or outdated, large ride-on units. Furthermore, these models offer the economic advantage of 4 hours of non-stop uptime, thanks to the optimization of energy consumption.

Contained dimensions enable the machines to pass through standard doorways and be transported in elevators.

A complete set of standard accessories and a competitive price point complete the many benefits of these wonderful MACH scrubber-dryers from the Mechanical series, loved by operators for their ease of use and reliability.



### ENERGY OPTIMIZATION




Thanks to the optimization of energy consumption, the batteries of the M650/M750/M830 can provide a non-stop uptime of 4 hours. The practical onboard battery charger guarantees an efficient charge cycle.

### TRACTION MOTOR




The traction motor is sealed and protected by a robust steel bumper which also incorporates an anti-tilt device. The tyre of the drive wheel is made of non-marking and anti-skid polyurethane.

### VACUUM MOTOR



The vacuum motor is powerful and extremely silent, making these machines particularly appreciated in noise sensitive environments such as hospitals and care homes. Its protected by a double stainless-steel filter which is easy to remove and clean.

### DOSEMATIC TECHNOLOGY



The DoseMatic kit (optional) allows real time adjustment of the percentage of detergent being delivered to the floor, for optimum results, without waste.

### FEATURES

- Maximum gradient 20%
- Non-marking, anti-skid polyurethane wheels
- Onboard battery charger
- Battery protection device
- Cleaning solution flow from 0 to 3,5 L/min
- Recovery tank maximum level detector
- Ergonomic opening to fill clean water tank
- Water pick up tube easy to inspect and maintain
- Rapid substitution of the tank gaskets
- Anti-tilt bar
- Adjustable seat fitted with weight sensor
- Reverse beeper
- Low noise level: 68 dB
- Low center of gravity for enhanced stability
- Stainless steel squeegee, adjustable without tools
- MACH drying system, with squeegee blades in Linatex / OLIREs
- Self-levelling splash guard, can be put in lock position for during pre-scrubbing

## EASY AND INTUITIVE CONTROLS

The controls are extremely intuitive and easy to use, making it possible for any operator to use the machine without the need for demanding and costly training.




## HIGH CAPACITY TANKS

High capacity tanks extend uptime, limiting the frequency of time-consuming stops to empty and refill. The stainless-steel debris basket fitted in the recovery tank divides the wastewater collected, separating out solid debris.



## CHROME TECHNOLOGY

The M650, M750 and M830 are also available in a Chrome version, with the frame, scrub deck, squeegee, and metal components made of stainless steel, this version is perfect for highly corrosive environments.



## AUTOMATIC SQUEEGEE UNCOUPLING AND SWINGUARD

Thanks to Swinguard the squeegee glides along edges and angles as if it were on a rail. On accidental impact the squeegee's automatic uncoupling mechanism protects both the machine and the environment being cleaned.





## M - MECHANICAL



Created following the "Electronic-Free" philosophy, the functions of an M line machine are mechanically activated. This ensures the unit is simple to use and easy to maintain, suitable even for inexperienced operators.

### VERSION

TRAC M – without added electronics

### APPLICATIONS

Industrial sites, local councils, schools, offices, hospitals, religious buildings, airports, ports, shopping centers, logistic centers and contract cleaners.

### SURFACES

Ceramic, marble, cement, linoleum, porcelain tiles, non-slip floors and rubber.

	M650	M750	M830
CLEANING PATH	650 mm	760 mm	830 mm
HOURLY PERFORMANCE	3.900 m <sup>2</sup> /h	4.560 m <sup>2</sup> /h	4.980 m <sup>2</sup> /h
FORWARD SPEED	6 km/h	6 km/h	6 km/h
SOLUTION TANK	110 litri	110 litri	110 litri
RECOVERY TANK	125 litri	125 litri	125 litri
BRUSH PRESSURE	48 kg	52 kg	59 kg
WEIGHT with batteries and charger	351 kg	358 kg	365 kg
DIMENSIONS without squeegee (l x w x h)	1.425 x 690 x 1.243 mm	1.425 x 790 x 1.243 mm	1.425 x 840 x 1.243 mm
SQUEEGEE WIDTH	920 mm	980 mm	1.040 mm

### PLUS



POWERFUL TRACTION MOTOR IN PROTECTED POSITION / POWERFUL AND SILENT VACUUM MOTOR / STAINLESS STEEL ANTI DUST FILTER PROTECTS VACUUM MOTOR / ONBOARD BATTERY CHARGER / STEEL SQUEEGEE ADJUSTABLE AND PARABOLIC / SELF-LEVELLING SPLASH GUARD / STAINLESS STEEL DEBRIS BASKET IN RECOVERY TANK / AUTOMATIC SQUEEGEE UNCOUPLING ON IMPACT



**MACH**  
FLOOR CLEANING MACHINES

MACH - FLOOR CLEANING MACHINES C/O  
EUREKA S.p.A UNIPERSONALE  
VIALE DELL'ARTIGIANATO N. 30/32  
35013 CITTADELLA (PD) ITALY  
TEL +39 049 9481800 - FAX +39 049 9481899  
INFO@MACHCLEANINGMACHINES.COM  
WWW.MACHCLEANINGMACHINES.COM

