


# MACH

FLOOR CLEANING MACHINES

 made in Italy



ECOSYSTEM



DOSEMATIC



CHROME



FLOWMASTER

SCRUBBER-DRYER LINE

# M1000

ALL THE TECHNOLOGY IN  
A COMPACT METER

INDUSTRIAL RIDE-ON SCRUBBER-DRYER

# M1000

## INDUSTRIAL RIDE-ON SCRUBBER-DRYER

The M1000 has been designed to deliver remarkable performance and maximum operator comfort.

The compact and robust design, powerful motors and ergonomic and intuitive controls make the M1000 reliable, maneuverable, and extremely safe.

The patented ECOsystem technology saves both time and running costs, in respect to traditional scrubber-dryers.

The high-quality components used in construction guarantee durability and a performance which lasts overtime.

The robust and wide brush deck, fitted with protective bumpers, is mounted as standard in stainless steel (as is the squeegee) for added resistance and durability.




### WIDE CLEANING PATH



The stainless-steel twin brush deck delivers an overall cleaning path of 1.000 mm and guarantees incomparable productivity.

### LONG LASTING BATTERIES



The M1000's battery tray can accommodate different types of batteries, including forklift type, offering an ideal solution for every application.

### EASY ACCESS SOLUTION TANK



The solution tank has a capacity of 32 gal. Two convenient portholes make refilling, inspection and cleaning easy.

### ONEPASS DRYING SYSTEM




MACH's drying system guarantees clean and dry floors, which are immediately ready for traffic. The stainless-steel squeegee, fitted as standard, is ideal for environments where the machine is exposed to corrosive elements.

### FEATURES

- ECOsystem available as standard, with automatic cleaning cycle
- Recovery tank easy to clean and maintain
- Cleaning solution flow proportional to the speed of the machine (FlowMASTER)
- Self-levelling splash guard with pre-scrub setting
- Rapid brush coupling / uncoupling (Brush' O-Matic)
- Adjustable brush pressure
- Stainless steel squeegee, adjustable without tools
- Traction motor protected against humidity and impact
- High capacity solution tank
- Convenient access to solution tank
- Extraordinary vacuum power
- Stainless steel debris collection basket
- Stainless steel anti-dust filter
- Squeegee blades can be rotated without the need for tools and used on all 4 sides
- Flexible tube for easy emptying of both tanks
- Stainless steel brush deck
- Stainless steel frame (optional: Chrome version)
- DoseMatic system (optional)

## INTUITIVE CONTROLS

The control panel is easy to read and use, allowing the operator to monitor all the features of the machine and activate or deactivate them by simply pressing a button.



## DOSEMATIC SYSTEM

Thanks to a simple control it is possible to adjust the percentage of detergent, creating the ideal cleaning solution for the application and the type of dirt. This system reduces detergent consumption by up to 50% and increases both productivity and the quality of cleaning.




## SQUEEGEE AND BRUSH DECK IN STAINLESS STEEL

The brush deck and squeegee are in stainless steel as standard, for added resistance and greater durability, especially in particularly corrosive environments. In the Chrome version the frame and mechanical components are also in stainless steel.



## PROTECTED TRACTION MOTOR

Vertically installed in the front part of the machine, the traction motor drives the front wheel via a gear box which is lubricated and sealed to protect it against impact, dirt, and humidity.





## ECOSYSTEM



This exclusive system which reuses cleaning solution, saves water, detergent, and hours of work, with significant savings on running costs.



### VERSIONS

ECO – with ECOsystem

### APPLICATIONS

Industrial sites, local councils, schools, offices, hospitals, religious buildings, airports, ports, shopping centers, logistic centers, and contract cleaners.

### SURFACES

Ceramic, marble, cement, linoleum, porcelain tiles, non-slip floors and rubber.

	M1000
CLEANING PATH	39 in
HOURLY PERFORMANCE	80,730 ft <sup>2</sup> /h
FORWARD SPEED	4.7 mph
SOLUTION TANK	32 gal
RECOVERY TANK	36 gal
BRUSH PRESSURE	165 lbs
WEIGHT with batteries and charger	1,418 lbs
DIMENSIONS without squeegee (l x w x h)	60.4 x 41.7 x 57.1 in
SQUEEGEE WIDTH	44.1 in

### PLUS



BRUSH DECK AND SQUEEGEE STAINLESS STEEL AS STANDARD / PARABOLIC AND ADJUSTABLE SQUEEGEE / ADJUSTABLE BRUSH PRESSURE / EXCELLENT BATTERY AUTONOMY / STAINLESS STEEL ANTI DUST FILTER PROTECTS VACUUM MOTOR / STAINLESS STEEL DEBRIS BASKET IN RECOVERY TANK / ONBOARD BATTERY CHARGER / POWERFUL TRACTION MOTOR IN PROTECTED POSITION / SELF-LEVELLING SPLASH GUARD / ECOSYSTEM AUTOMATIC CLEANING



MACH - FLOOR CLEANING MACHINES C/O  
EUREKA S.p.A UNIPERSONALE  
VIALE DELL'ARTIGIANATO N. 30/32  
35013 CITTADELLA (PD) ITALY  
TEL +39 049 9481800 - FAX +39 049 9481899  
INFO@MACHCLEANINGMACHINES.COM  
WWW.MACHCLEANINGMACHINES.COM

